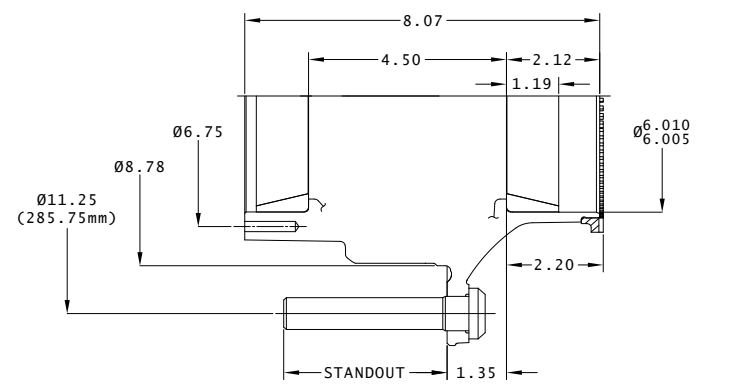
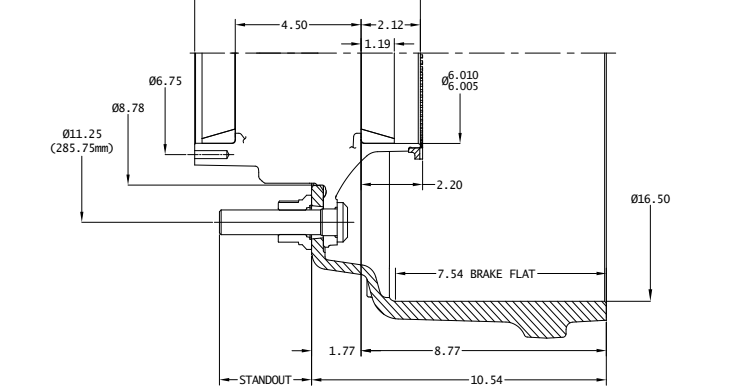


# Walther Engineering and Manufacturing Co., Inc.

## Application Guide for 112 Hub

Dura-Light-Hubs® Evolution™ For P Spindle Axle with Fill Plug					Dura-Light Hubs® Evolution™ for P Straight-Spindle Axles 16.5 x 7" Cast Brake Drum with Fill Plug				
Part Number	Application For Hub Piloted	Standout	Lbs.	Bolts	Part Number	Application For Hub Piloted	Standout	Lbs.	Bolts
10-00112-001	Hub Piloted/Aluminum Dual Wheel	3.72"	34	02-00118	1003112-031043*	Hub/Cast Drum Assy,HP,AL Whl	3.30"	145	02-00118
10-00112-002	Hub Piloted/Steel Dual Wheel	2.96"	33	02-00110	1003112-032043*	Hub/Cast Drum Assy,HP,ST Whl	2.54"	143	02-00110
10-00112-101	ABS Hub Piloted/Aluminum Dual Wheel	3.72"	35	02-00118	1003112-131043*	ABS Hub/Cast Drum Assy,HP,Al Whl	3.30"	145	02-00118
10-00112-102	ABS Hub Piloted/Steel Dual Wheel	2.96"	34	02-00110	1003112-132043*	ABS Hub/Cast Drum Assy,HP,St Whl	2.54"	144	02-00110

Part Number	Application For Stud Piloted	Standout	Lbs.	Bolts	Part Number	Application For Stud Piloted	Standout	Lbs.	Bolts
Contact us at waltheremc.com					Contact us at waltheremc.com				

P Bearings			
HM518410	bearing cup - outer bore		
HM518410	bearing cup - inner bore		
HM518445	bearing cone - outer bore		
HM518445	bearing cone - inner bore		

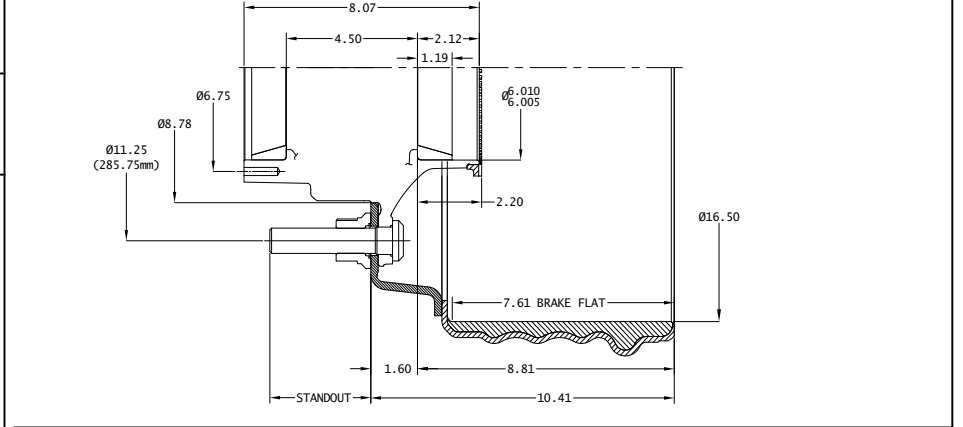
Drums			
03-00043	16.5 x 7" Cast Brake Drum		108 lbs
13-00095	16.5 x 7" Centrifuse® Brake Drum (89996B)		90 lbs
13-00060	16.5 x 8.62" Bal. Cast Brake Drum	See Page 2	122 lbs

Component Parts			
WN333T	Two-piece, Flanged Wheel Nut,M22x1.5		.4 lbs
05-00037	Tone Ring - 100 Teeth, 6.77 Dia. Pitch Circle		.7 lbs
02-00166	9/16-18 Fill Plug - Magnetic	Torque 16-19 LB-FT	

Hub Dynamic Load Ratings	
Single Wheel Offset	Load/Hub
0	12,500 lbs
0.56"	12,043 lbs
2.00"	11,000 lbs
2.38"	10,765 lbs
2.75"	10,538 lbs
3.50"	10,105 lbs
3.88"	9,899 lbs
6.66"	Prohibited- See 161 Hub

Estimated Lubricant Fill Volumes**	
33.50 fl-oz	Oil Lubrication Fill Level
139.20 cubic inches	Vol. Between Cup Seats Including Spindle Displacement
41.6 fl-oz	50% Fill Level for Semi-Fluid, Including Spindle Displacement

Dura-Light Hubs® Evolution™ for P Straight-Spindle Axles 16.5 x 7" Centrifuse® with Fill Plug				
Part Number	Application For Hub Piloted	Standout	Lbs.	Bolts
1003112-041095*	Hub/Fused Drum Assy,HP,AL Whl	3.47"	126	02-00118
1003112-042095*	Hub/Fused Drum Assy,HP,ST Whl	2.71"	125	02-00110
1003112-141095*	ABS Hub/Fused Drum Assy,HP,AL Whl	3.47"	127	02-00118
1003112-142095*	ABS Hub/Fused Drum Assy,HP,ST Whl	2.71"	126	02-00110



Part Number	Application For Stud Piloted Centrifuse® Drum
Contact us at waltheremc.com	

\*\* Actual lubricant volume should be adjusted for specific components used. See TMC RP 631C \* Includes two flanged wheel nuts

3501 Shotwell Drive Franklin, Ohio 45005 Phone: 937-743-8125 Fax: 937-743-8232 waltheremc.com Revision: K 11/10/2025