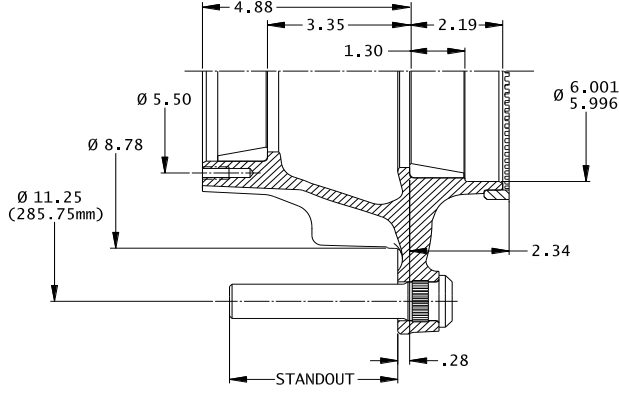
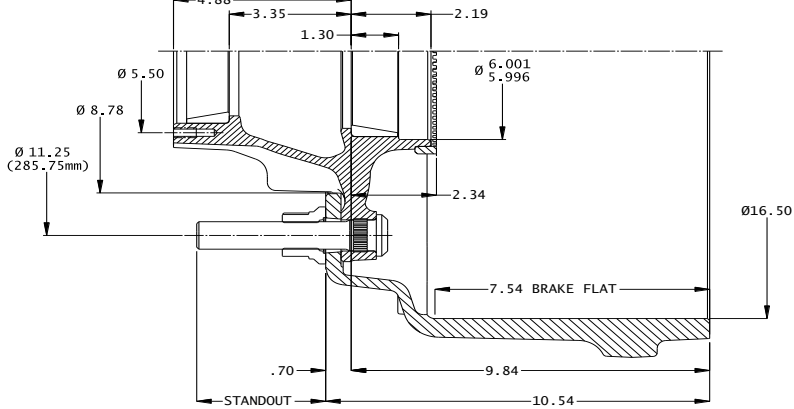


Walther Engineering and Manufacturing Co., Inc.

Application Guide for 106 Hub

Easy-Roll Hubs™ for N Tapered-Spindle Axles with Fill Plug					Easy-Roll Hubs™ for N Tapered-Spindle Axles with 16.5 x 7" Cast Drum with Fill Plug				
Part Number	Application For Hub Piloted	Standout Lbs.		Bolts	Part Number	Application For Hub Piloted	Standout	Lbs.	Bolts
10-00106-001	Hub Piloted/Aluminum Dual Wheel	3.96"	44	02-00045	1003106-031043*	Hub/Cast Drum Assy,HP,AL Whl	3.54"	153	02-00045
10-00106-002	Hub Piloted/Steel Dual Wheel	3.03"	42	02-00044	1003106-032043*	Hub/Cast Drum Assy,HP,ST Whl	2.61"	151	02-00044
10-00106-101	ABS Hub Piloted/Aluminum Dual Wheel	3.96"	45	02-00045	1003106-131043*	ABS Hub/Cast Drum Assy,HP,AL Whl	3.54"	154	02-00045
10-00106-102	ABS Hub Piloted/Steel Dual Wheel	3.03"	43	02-00044	1003106-132043*	ABS Hub/Cast Drum Assy,HP,ST Whl	2.61"	152	02-00044





Part Number	Application For Stud Piloted	Part Number	Application For Stud Piloted	Standout	Lbs.	Bolts
Contact us at waltheremc.com		Contact us at waltheremc.com				

N Bearings				
HM212011	bearing cup - outer bore			
HM218210	bearing cup - inner bore			
HM212049	bearing cone - outer bore			
HM218248	bearing cone - inner bore			

Drums				
03-00043	16.5 x 7" Cast Brake Drum		108 lbs	
13-00095	16.5 x 7" Centrifuse® Brake Drum (89996B)		90 lbs	
13-00060	16.5 X 8.62 Balanced Drum	See Page 2	122 lbs	

Component Parts				
WN333T	Two-piece, Flanged Wheel Nut, M22x1.5		.4 lbs	
05-00046	Tone Ring- 100 Teeth, 6.77 Dia Pitch Circle		.9 lbs.	

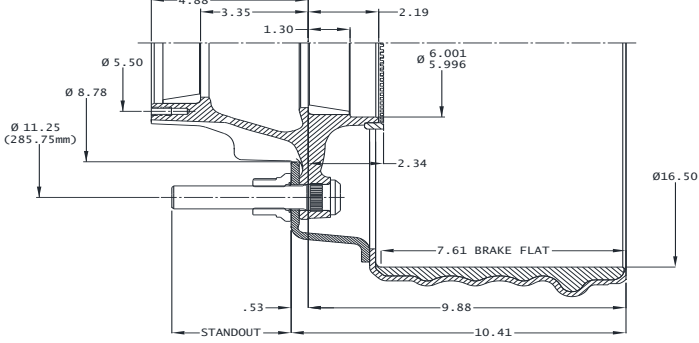
* Includes two flanged wheel nuts

Hub Dynamic Load Ratings		
Single Wheel Offset		Load/Hub
0		11,250 lbs
0.56"		10,839 lbs
2.00"		10,000 lbs
2.38"		9,689 lbs
2.75"		9,484 lbs
3.50"		9,095 lbs
3.88"		8,910 lbs
6.66"		Prohibited- See 042 Hub

Estimated Lubricant Fill Volumes**	
20.88 fl-oz	Oil Lubrication Fill Level
94.65 in ³	Vol. Between Cup Seats Including Spindle Displacement
26.22 fl-oz	50% Fill Level for Semi-Fluid, Including Spindle Displacement

** Actual lubricant volume should be adjusted for specific components used. See TMC RP 631C

Easy-Roll Hubs™ for N Tapered-Spindle Axles with 16.5 x 7" Centrifuse®				
Part Number	Application For Hub Piloted	Standout	Lbs.	Bolts
1003106-041095*	Hub/Fused Drum Assy,HP,AL Whl	3.71"	135	02-00045
1003106-042095*	Hub/Fused Drum Assy,HP,ST Whl	2.78"	133	02-00044
1003106-141095*	ABS Hub/Fused Drum Assy,HP,AL Whl	3.71"	136	02-00045
1003106-142095*	ABS Hub/Fused Drum Assy,HP,ST Whl	2.78"	134	02-00044



Part Number	Application For Stud Piloted Centrifuse®
Contact us at waltheremc.com	

Centrifuse® is a registered trademark for Motor Wheel® a Hendrickson brand

Walther Engineering and Manufacturing Co., Inc.

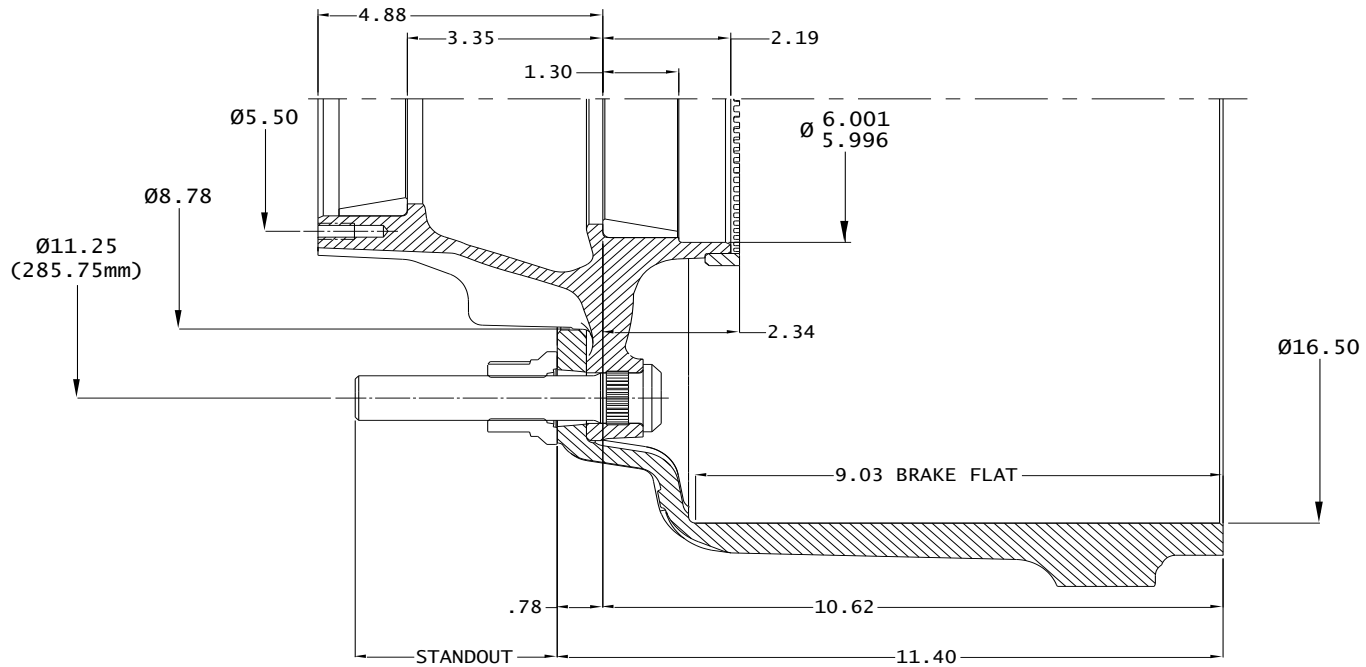
Application Guide for 106 Hub

Easy Roll™ Hubs for N Tapered-Spindle Axles with 16.5 x 8.62" Cast Brake Drum with Fill Plug

Part Number	Application For Hub Piloted	Standout	Lbs.	Bolts
1003106-021060*	Hub/Bal Drum Assy,HP,AL Whl	3.46"	166	02-00045
1003106-022060*	Hub/Bal Drum Assy,HP,ST Whl	2.53"	164	02-00044
1003106-121060*	ABS Hub/Bal Drum Assy,HP,Al Whl	3.46"	167	02-00045
1003106-122060*	ABS Hub/Bal Drum Assy,HP,St Whl	2.53"	165	02-00044

Part Number	Application For Stud Piloted	Standout	Lbs.	Bolts
-------------	------------------------------	----------	------	-------

Contact us at waltheremc.com



* Includes two flanged wheel nuts