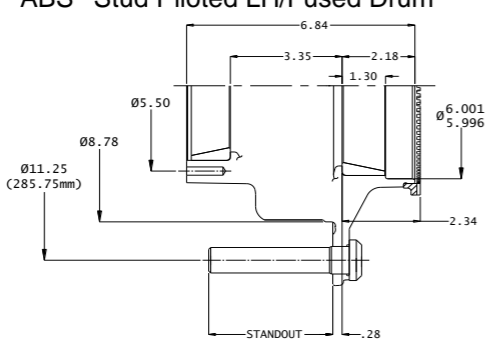


## Walther Engineering and Manufacturing Co., Inc.

Part Number	Application	Standout	Lbs.	Bolts
<b>Dura-Light-Hubs® N Tapered Spindle Axle</b>				
10-00114-001	Hub Piloted/Aluminum Dual Wheel	3.72"	32	02-00118
10-00114-002	Hub Piloted/Steel Dual Wheel	2.96"	31	02-00110
10-00114-003	Stud Piloted RH/Cast Brake Drum	1.89"	29	02-00027
10-00114-004	Stud Piloted LH/Cast Brake Drum	1.89"	29	20-00028
10-00114-005	Stud Piloted RH/Fused Drum	1.63"	29	02-00031
10-00114-006	Stud Piloted LH/Fused Drum	1.63"	29	20-00032
10-00114-101	ABS Hub Piloted/Aluminum Dual Wheel	3.72"	33	02-00118
10-00114-102	ABS Hub Piloted/Steel Dual Wheel	2.96"	32	02-00110
10-00114-103	ABS Stud Piloted RH/Cast Brake Drum	1.89"	30	02-00027
10-00114-104	ABS Stud Piloted LH/Cast Brake Drum	1.89"	30	20-00028
10-00114-105	ABS Stud Piloted RH/Fused Drum	1.63"	30	02-00031
10-00114-106	ABS Stud Piloted LH/Fused Drum	1.63"	30	20-00032



<b>N Bearings</b>	
HM212011	bearing cup - outer bore
HM218210	bearing cup - inner bore
HM212049	bearing cone - outer bore
HM218248	bearing cone - inner bore

<b>Drums</b>		
03-00043	16.5 x 7" Cast Brake Drum	108 lbs
89996B	16.5 x 7" Centrifuse® Brake Drum	90 lbs
13-00060	16.5 x 8.62" Balanced Brake Drum	122 lbs

<b>Component Parts</b>		
02-39702	Metform - Two-piece, Flanged Wheel Nut, M22x1.5	.4 lbs
05-00037	Tone Ring - 100 Teeth, 6.77 Dia. Pitch Circle	.7 lbs

<b>Hub Dynamic Load Ratings</b>	
Single Wheel Offset	Load/Hub
0	11,250 lbs
0.56"	10,839 lbs
2.00"	10,000 lbs
2.38"	9,689 lbs
2.75"	9,484 lbs
3.50"	9,095 lbs
3.88"	8,910 lbs
6.66"	Prohibited

**Estimated Lubricant Fill Volumes\*\***

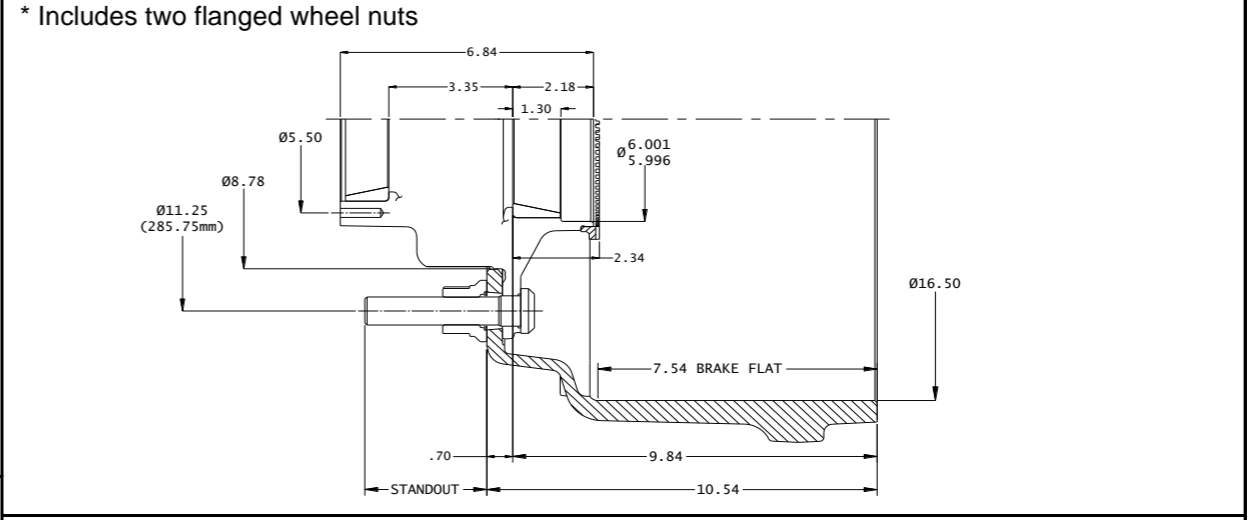
**22 fl-oz** Oil Lubrication Fill Level

**101.06 cubic inches** Vol. Between Cup Seats Including Spindle Displacement

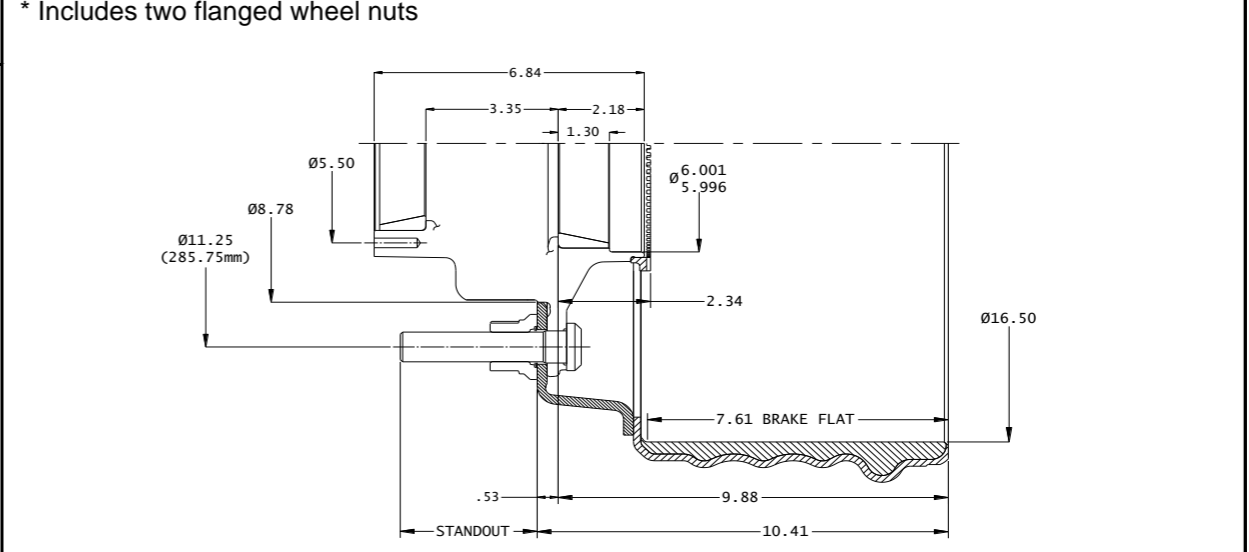
**28.8 fl-oz** 50% Fill Level for Semi-Fluid, Including Spindle Displacement

\*\* Actual lubricant volume should be adjusted for specific components used. See TMC RP 631B

Part Number	Application	Standout	Lbs.	Bolts
<b>Dura-Light Hubs® N Tapered Spindle Axle with 16.5 x 7" Cast Brake Drum</b>				
1003114-031043*	Hub/Cast Drum Assy, HP, AL Whl	3.30"	143	02-00118
1003114-032043*	Hub/Cast Drum Assy, HP, ST Whl	2.54"	142	02-00110
1006114-033043	Hub/Cast Drum Assy, SP, RH	1.47"	139	02-00027
1007114-034043	Hub/Cast Drum Assy, SP, LH	1.47"	139	20-00028
1003114-131043*	ABS Hub/Cast Drum Assy, HP, AL Whl	3.30"	144	02-00118
1003114-132043*	ABS Hub/Cast Drum Assy, HP, St Whl	2.54"	143	02-00110
1006114-133043	ABS Hub/Cast Drum Assy, SP, RH	1.47"	140	02-00027
1007114-134043	ABS Hub/Cast Drum Assy, SP, LH	1.47"	140	20-00028



<b>Dura-Light Hubs® N Tapered Spindle Axle with 16.5 x 7" Centrifuse® Brake Drum</b>				
1003114-041095*	Hub/Fused Drum Assy, HP, AL Whl	3.47"	124	02-00118
1003114-042095*	Hub/Fused Drum Assy, HP, ST Whl	2.71"	123	02-00110
1006114-045095	Hub/Fused Drum Assy, SP, RH	1.33"	120	02-00031
1007114-046095	Hub/Fused Drum Assy, SP, LH	1.33"	120	20-00032
1003114-141095*	ABS Hub/Fused Drum Assy, HP, AL Whl	3.47"	125	02-00118
1003114-142095*	ABS Hub/Fused Drum Assy, HP, ST Whl	2.71"	124	02-00110
1006114-145095	ABS Hub/Fused Drum Assy, SP, RH	1.33"	121	02-00031
1007114-146095	ABS Hub/Fused Drum Assy, SP, LH	1.33"	121	20-00032



## Walther Engineering and Manufacturing Co., Inc.

Part Number	Application	Standout	Lbs.	Bolts
<b><u>Dura-Light-Hubs® N Tapered Spindle Axle with 16.5 x 8.62" Balanced Brake Drum</u></b>				
1003114-021060*	Hub/Bal Drum Assy,HP,AL Whl	3.22"	156	02-00118
1003114-022060*	Hub/Bal Drum Assy,HP,ST Whl	2.46"	155	02-00110
1006114-023060	Hub/Bal Drum Assy,SP,RH	1.34"	152	02-00027
1007114-024060	Hub/Bal Drum Assy, SP,LH	1.34"	152	20-00028
1003114-121060* ABS	Hub/Bal Drum Assy,HP,Al Whl	3.22"	156	02-00118
1003114-122060* ABS	Hub/Bal Drum Assy,HP,St Whl	2.46"	155	02-00110
1006114-123060 ABS	Hub/Bal Drum Assy,SP,RH	1.34"	152	02-00027
1007114-124060 ABS	Hub/Bal Drum Assy,SP,LH	1.34"	152	20-00028

\* Includes two flanged wheel nuts

