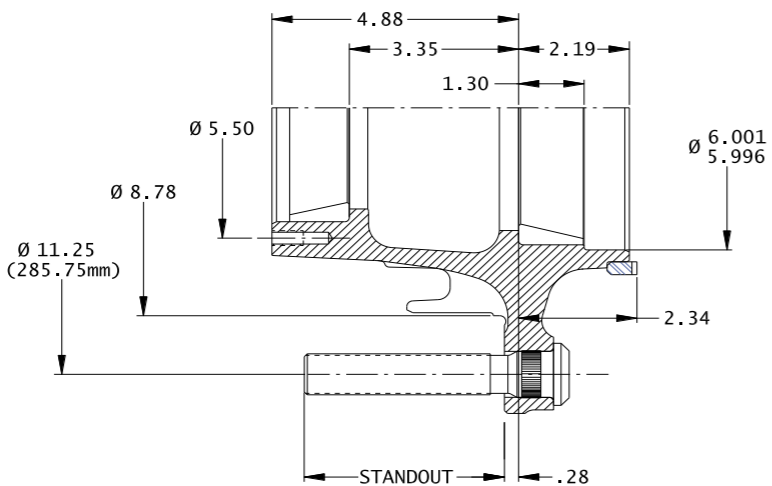
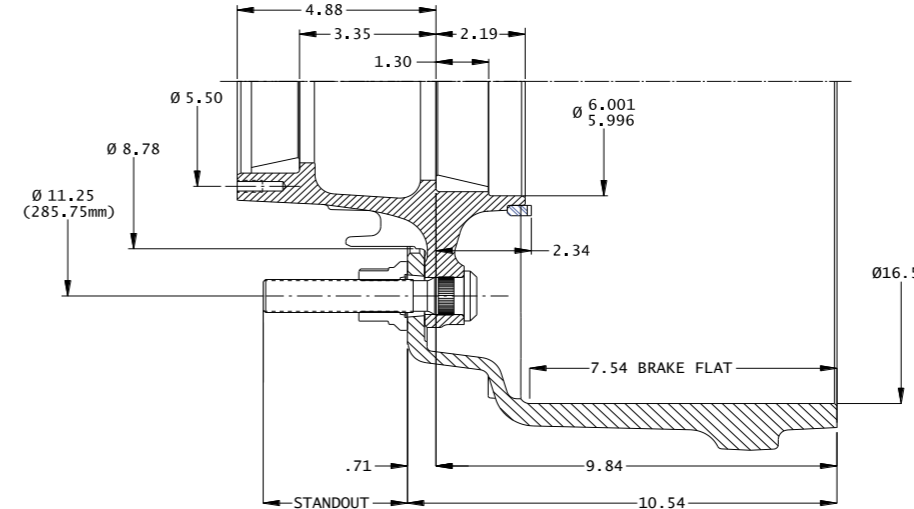
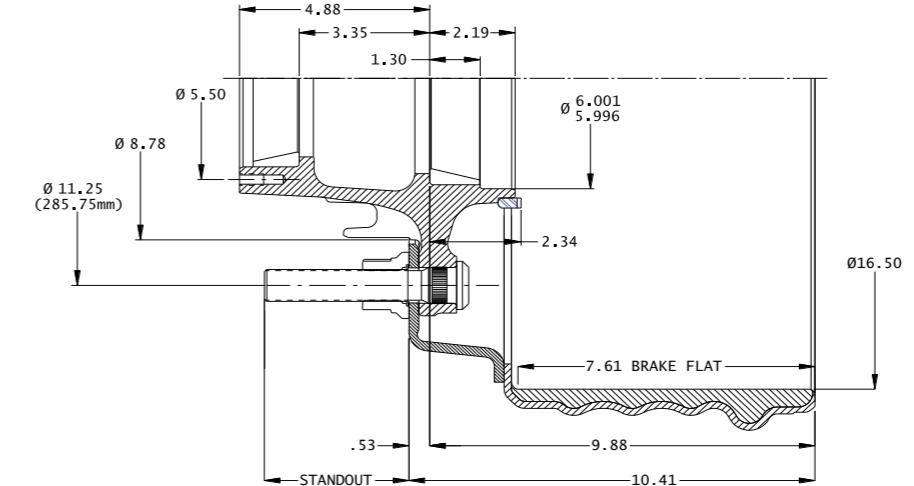


## Walther Engineering and Manufacturing Co., Inc.

Part Number	Application	Standout	Lbs.	Bolts	Part Number	Application	Standout	Lbs.	Bolts
<b>Severe Duty Hubs for N Tapered-Spindle Axles</b>					<b>Severe Duty Hubs for N Tapered-Spindle Axles with 16.5 x 7" Cast Drum</b>				
10-00042-001	Hub Piloted/Aluminum Dual Wheel	3.96"	48	02-00045	10-00042-031*	Hub/Cast Drum Assy,HP,AL Whl	3.54"	161	02-00045
10-00042-002	Hub Piloted/Steel Dual Wheel	3.03"	47	02-00044	10-00042-032*	Hub/Cast Drum Assy,HP,ST Whl	2.61"	160	02-00044
10-00042-003	Stud Piloted RH/Cast Brake Drum	1.88"	44	02-00057	10-00042-033	Hub/Cast Drum Assy,SP,RH	1.46"	157	02-00057
10-00042-004	Stud Piloted LH/Cast Brake Drum	1.88"	44	20-00058	10-00042-034	Hub/Cast Drum Assy,SP,LH	1.46"	157	20-00058
10-00042-005	Stud Piloted RH/Fused Brake Drum	1.63"	44	02-00061	10-00042-131*	ABS Hub/Cast Drum Assy,HP,AL Whl	3.54"	162	02-00045
10-00042-006	Stud Piloted LH/Fused Brake Drum	1.63"	44	20-00062	10-00042-132*	ABS Hub/Cast Drum Assy,HP,ST Whl	2.61"	161	02-00044
10-00042-101	ABS Hub Piloted/Aluminum Dual Wheel	3.96"	49	02-00045	10-00042-133	ABS Hub/Cast Drum Assy,SP,RH	1.46"	158	02-00057
10-00042-102	ABS Hub Piloted/Steel Dual Wheel	3.03"	48	02-00044	10-00042-134	ABS Hub/Cast Drum Assy,SP,LH	1.46"	158	20-00058
10-00042-103	ABS Stud Piloted RH/Cast Brake Drum	1.88"	45	02-00057	* Includes two flanged wheel nuts				
10-00042-104	ABS Stud Piloted LH/Cast Brake Drum	1.88"	45	20-00058					
10-00042-105	ABS Stud Piloted RH/Fused Brake Drum	1.63"	45	02-00061					
10-00042-106	ABS Stud Piloted LH/Fused Brake Drum	1.63"	45	20-00062					
									
<b>N Bearings</b>					<b>Severe Duty Hubs for N Tapered-Spindle Axles with 16.5 x 7" Centrifuse®</b>				
HM212011	bearing cup - outer bore				10-00042-041*	Hub/Fused Drum Assy,HP,AL Whl	3.71"	139	02-00045
HM218210	bearing cup - inner bore				10-00042-042*	Hub/Fused Drum Assy,HP,ST Whl	2.78"	138	02-00044
HM212049	bearing cone - outer bore				10-00042-045	Hub/Fused Drum Assy,SP, RH	1.38"	135	02-00061
HM218248	bearing cone - inner bore				10-00042-046	Hub/Fused Drum Assy, SP,LH	1.38"	135	20-00062
<b>Drums</b>					* Includes two flanged wheel nuts				
03-00043	16.5 x 7" Cast Brake Drum	108 lbs							
89996B	16.5 x 7" Centrifuse® Brake Drum	90 lbs							
<b>Component Parts</b>									
02-39702	Metform - Two-piece, Flanged Wheel Nut,M22x1.5			.4 lbs					
05-00046	Tone Ring - 100 Teeth, 6.77 Dia. Pitch Circle			.86 lbs					
<b>Hub Dynamic Load Ratings</b>									
Single Wheel Offset		Load/Hub							
0		12,500 lbs							
0.56"		12,043 lbs							
2.00"		11,000 lbs							
2.38"		10,765 lbs							
2.75"		10,538 lbs							
3.50"		10,105 lbs							
3.88"		9,899 lbs							
6.66"		7,300 lbs							
<b>Estimated Lubricant Fill Volumes**</b>									
15 fl-oz		Oil Lubrication Fill Level							
61.40 in <sup>3</sup>		Vol. Between Cup Seats Including Spindle Displacement							
17.01 fl-oz		50% Fill Level for Semi-Fluid, Including Spindle Displacement							
** Actual lubricant volume should be adjusted for specific components used. See TMC RP 631B									