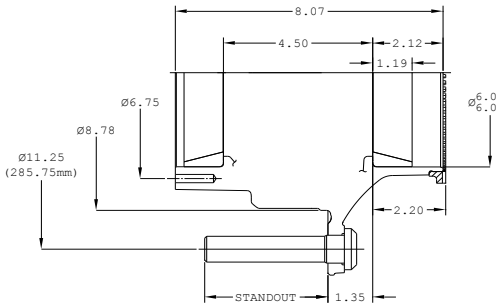


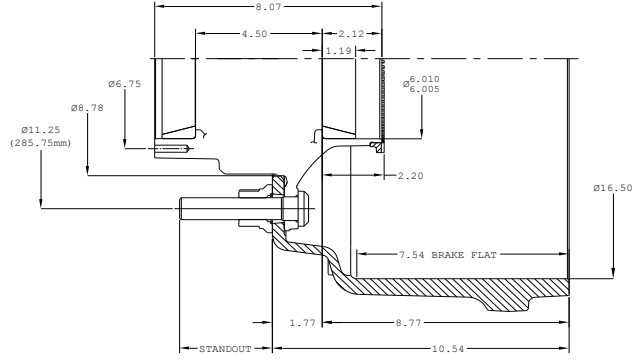
Walther Engineering and Manufacturing Co., Inc.

Dura-Light Hubs® Evolution™ for P Straight-Spindle Axles with Fill Plug				
Part Number	Application	Standout Lbs.	Bolts	
10-00112M-001	Hub Piloted/Aluminum Dual Wheel	3.72"	34	02-00118
10-00112M-002	Hub Piloted/Steel Dual Wheel	2.96"	33	02-00110
10-00112M-003	Stud Piloted RH/Cast Brake Drum	1.89"	31	02-00027
10-00112M-004	Stud Piloted LH/Cast Brake Drum	1.89"	31	20-00028
10-00112M-005	Stud Piloted RH/Fused Drum	1.63"	31	02-00031
10-00112M-006	Stud Piloted LH/Fused Drum	1.63"	31	20-00032
10-00112M-101	ABS Hub Piloted/Aluminum Dual Wheel	3.72"	35	02-00118
10-00112M-102	ABS Hub Piloted/Steel Dual Wheel	2.96"	34	02-00110
10-00112M-103	ABS Stud Piloted RH/Cast Brake Drum	1.89"	32	02-00027
10-00112M-104	ABS Stud Piloted LH/Cast Brake Drum	1.89"	32	20-00028
10-00112M-105	ABS Stud Piloted RH/Fused Drum	1.63"	32	02-00031
10-00112M-106	ABS Stud Piloted LH/Fused Drum	1.63"	32	20-00032



Dura-Light Hubs® Evolution™ for P Straight-Spindle Axles 16.5 x 7" Cast Brake Drum with Fill Plug				
Part Number	Application	Standout	Lbs.	Bolts
1003112M-031043*	Hub/Cast Drum Assy,HP,AL Whl	3.30"	145	02-00118
1003112M-032043*	Hub/Cast Drum Assy,HP,ST Whl	2.54"	143	02-00110
1006112M-033043	Hub/Cast Drum Assy,SP,RH	1.47"	141	02-00027
1007112M-034043	Hub/Cast Drum Assy, SP,LH	1.47"	141	20-00028
1003112M-131043*	ABS Hub/Cast Drum Assy,HP,Al Whl	3.30"	145	02-00118
1003112M-132043*	ABS Hub/Cast Drum Assy,HP,St Whl	2.54"	144	02-00110
1006112M-133043	ABS Hub/Cast Drum Assy,SP,RH	1.47"	141	02-00027
1007112M-134043	ABS Hub/Cast Drum Assy,SP,LH	1.47"	141	20-00028

* Includes two flanged wheel nuts



P Bearings	
HM518410	bearing cup - outer bore
HM518410	bearing cup - inner bore
HM518445	bearing cone - outer bore
HM518445	bearing cone - inner bore

Dura-Light Hubs® Evolution™ for P Straight-Spindle Axles 16.5 x 7" Centrifuse® with Fill Plug

Part Number	Application	Standout	Lbs.	Bolts
1003112M-041095*	Hub/Fused Drum Assy,HP,AL Whl	3.47"	126	02-00118
1003112M-042095*	Hub/Fused Drum Assy,HP,ST Whl	2.71"	125	02-00110
1006112M-045095	Hub/Fused Drum Assy,SP,RH	1.39"	122	02-00031
1007112M-046095	Hub/Fused Drum Assy,SP,LH	1.39"	122	20-00032
1003112M-141095*	ABS Hub/Fused Drum Assy,HP,AL Whl	3.47"	127	02-00118
1003112M-142095*	ABS Hub/Fused Drum Assy,HP,ST Whl	2.71"	126	02-00110
1006112M-145095	ABS Hub/Fused Drum Assy,SP,RH	1.39"	123	02-00031
1007112M-146095	ABS Hub/Fused Drum Assy,SP,LH	1.39"	123	20-00032

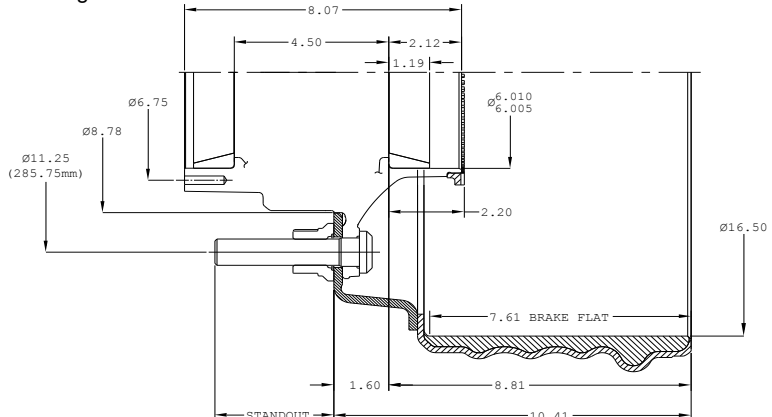
* Includes two flanged wheel nuts

Drums	
03-00043	16.5 x 7" Cast Brake Drum 108 lbs
89996B	16.5 x 7" Centrifuse® Brake Drum 90 lbs
13-00060	16.5 x 8.62" Bal. Cast Brake Drum 122 lbs

Component Parts	
02-39702	Metform - Two-piece, Flanged Wheel Nut,M22x1.5 .4 lbs
02-00166	9/16-18 Fill Plug - Magnetic Torque: 16-19 LB-FT

Hub Dynamic Load Ratings	
Wheel Offset	Load/Hub
0	12,500 lbs
0.56"	12,043 lbs
2.00"	11,000 lbs
2.38"	10,765 lbs
2.75"	10,538 lbs
3.50"	10,105 lbs
3.88"	9,899 lbs
6.66"	N/A

Lubricant Fill Volumes	
33.50 fl-oz	Oil Lubrication Fill Level
139.20 cubic inches	Vol. Between Cup Seats Including Spindle Displacement
38.55 fl-oz	50% Fill Level for Semi-Fluid, Including Spindle Displacement



Walther Engineering and Manufacturing Co., Inc.

Dura-Light Hubs® Evolution™ for P Straight-Spindle Axles with 16.5 x 8.62" Cast Brake Drum with Fill Plug

Part Number	Application	Standout	Lbs.	Bolts
1003112M-021060*	Hub/Bal Drum Assy,HP,AL Whl	3.22"	157	02-00118
1003112M-022060*	Hub/Bal Drum Assy,HP,ST Whl	2.46"	157	02-00110
1006112M-023060	Hub/Bal Drum Assy,SP,RH	1.34"	153	02-00027
1007112M-024060	Hub/Bal Drum Assy, SP,LH	1.34"	153	20-00028
1003112M-121060* ABS	Hub/Bal Drum Assy,HP,Al Whl	3.22"	158	02-00118
1003112M-122060* ABS	Hub/Bal Drum Assy,HP,St Whl	2.46"	158	02-00110
1006112M-123060 ABS	Hub/Bal Drum Assy,SP,RH	1.34"	154	02-00027
1007112M-124060 ABS	Hub/Bal Drum Assy,SP,LH	1.34"	154	20-00028

* Includes two flanged wheel nuts

